

0 0 0 0

INVESTOR
PRESENTATION

**AKSA
AKRİLİK**



0 0 0 0

CONTENT

- **Aksa in Brief**
- *Business Information*
- *Highlights in 2024*
- *Financial Information*





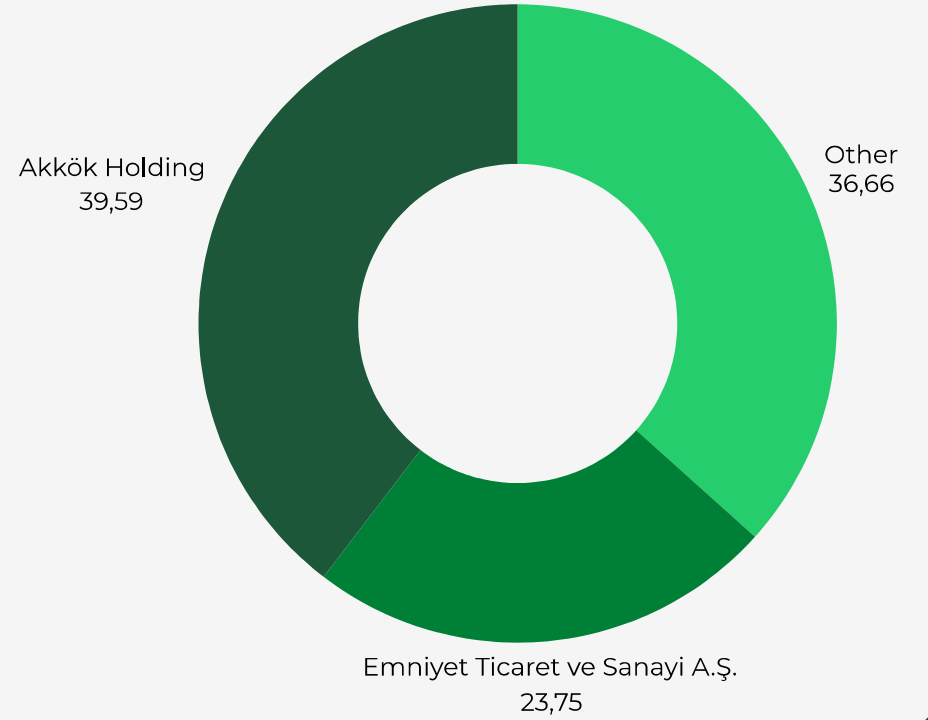


AKSA IN BRIEF



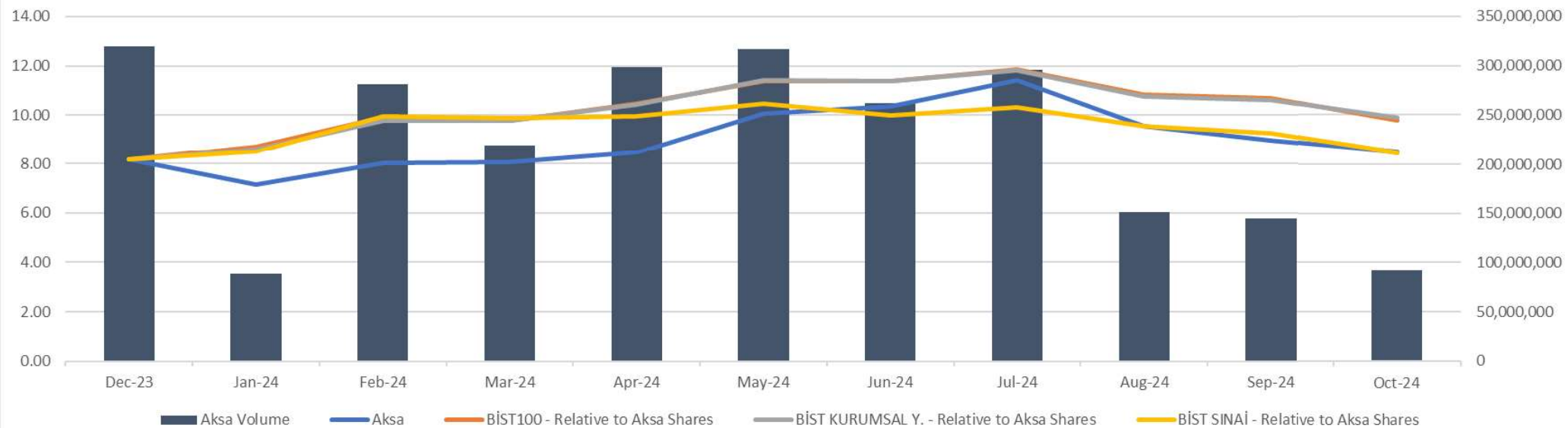
Shareholding Structure

Company Name	Aksa Akrilik Kimya Sanayii A.Ş.
Establishment	1968
Paid Capital	3.885.000.000 TL
Stock	Borsa İstanbul (BİST) (1986>)
Stock Code	AKSA
Adress	Merkez Mahallesi Ali Raif Dinçkök Caddesi No:2 Çiftlikköy - Yalova, Türkiye
Web	www.aksa.com
E-mail	ir@aksa.com
Tel. / Fax	0 226 353 25 45 / 0 226 353 33 07



STOCK PERFORMANCE

Aksa - Relative Display of Indices





AKKÖK HOLDİNG



5.000+
Employee



23 Company



4 Listed
Company

CHEMICAL



REAL ESTATE



ENERGY



SERVICES



AEROSPACE INDUSTRY



CORPORATE GOVERNANCE



Aksa is at the 4th positionas of 2024 BİST corporate governance index

Between 2014-2022 years;
Three times 1st place
2nd place five times
3rd twice



Aksa is one of the biggest 56 industry companies from the beginning of the index.

2022: 45 th
2021 : 42 th
2020 : 50 th



**Textile & Textile Raw Materials Exporters
1st Position**

Milestones



1960 -
1970

- Company Foundation
- The plant in Yalova began to operate with a capacity of 5,000 tons /year
- Increasing the capacity to 35,000 tons/year
- The company expanded into foreign markets for the first time with its AKSA® product and made its first export to Italy



1980 -
1990

- Distributed Control System (DCS) was established for the first time in Turkey
- Acrylic fiber production capacity reached 116,000 tons/year
- Jet dyeing tech was developed and dyed tow production initiated
- Realized the first CCE steam generation in Turkey
- A capacity of 190,000 tons/year was reached in acrylic fiber production



2000 -
2010

- Outdoor type fiber production started
- It broke new ground in Turkey by switching to biological treatment with the Deep Tank system, which is the most advanced technology in wastewater treatment
- Acrylic fiber production capacity reached 308,000 tons/year
- Aksa became the first Turkish company to provide raw materials to the sector by commissioning its carbon fiber production line with a capacity of 1,500 tons/year. With this production line, Aksa ranked 9th among the world's carbon fiber producers



2010 -
2024

- Partnership with Dow Chemical
- Included in the Turquality Program, state-sponsored brand development initiative
- Ranked among the top 3 companies with the highest Corporate Governance Rating for 5 consecutive years
- Obtained the First Credit Rating Note
- Founded the R&D Center
- Increasing the capacity to 355,000 tons/year

CONTENT

- *Aksa in Brief*
- **Business Information**
- *Highlights in 2024*
- *Financial Information*



BUSINESS INFORMATION

Strategic Business Unit



Acrylic Fibers

- The world's largest fiber producer
- ~1 Billion USD total annual turnover
- Export to more than 50 countries



Technical Fibers

- Industrial usage areas with high added value
- Global market leadership



Energy

- 145 MW electrical energy
- ~80 million USD annual turnover

ACRYLIC FIBER



Acrylic Fiber (Synthetic Fiber)



Wool (Natural Fiber)

Acrylic fiber is the fiber most similar to wool in appearance and touch among artificial fibers.



Washable and
keeps its
shape



Resistance to
moth, oil and
chemicals



Dyeable with
bright,
resistant
colours

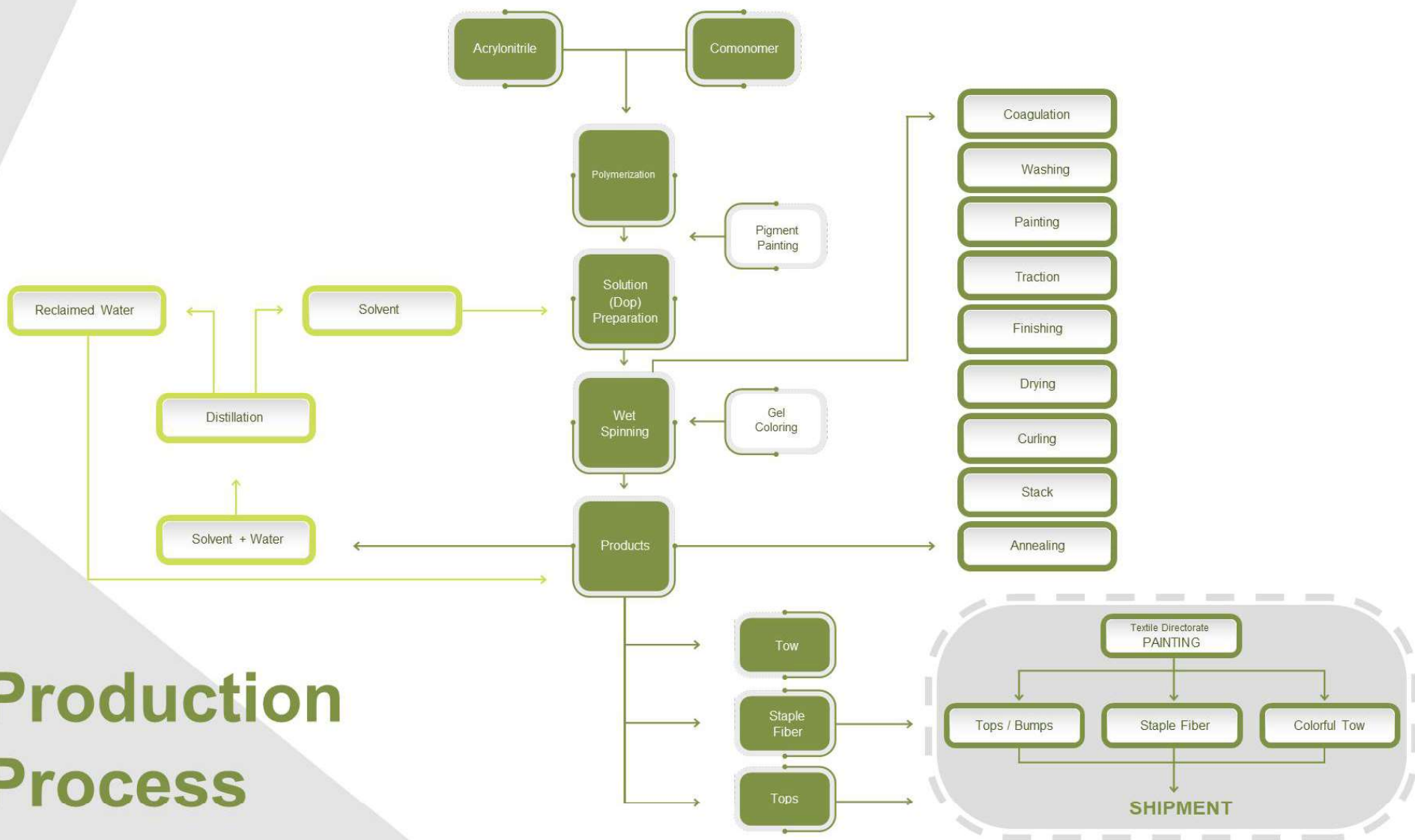


Resistance to
sunlight




Wool-like in
appearance and
touch (natural and
warm)

Production Process






TECHNICAL FIBERS



- **Industrial Applications (Dust filter, filling material, car batteries)**
 - **Outdoor Applications (Car roofs, boat covers, tarpaulins, outdoor furniture)**
-



DOWAKSA

Carbon Fiber

A value-added, strategic product that addresses the most important problems facing the world and our country:

- ✓ Increasing the energy production of wind turbines
- ✓ Reducing fuel consumption in automobiles
- ✓ Strengthening infrastructure and structures to protect them against earthquakes and extend their lifespan



CARBON FIBER - USES

1

Wind Turbine
Blades and Power
Transmission



2

Aerospace

3

Defense



4

Civil Infrastructure



Global Market Share

%25

**Technical Fiber (Outdoor
Acrylic Fiber)**

Our World Market Share

>%50

**Market Share in
Turkey**

%85

Market Share

**Capacity
Utilization
Rate %92**

Last 5 years Average %90

CONTENT

- *Aksa in Brief*
- *Business Information*
- ***Highlights in 2024***
- *Financial Information*



2024 HIGHLIGHTS

1

Dividend Payment

In the ordinary general assembly of the company for 2023 dated March 28, 2024, from the distributable profit of 2023, in accordance with the Turkish Commercial Code and the Company's Articles of Association; It was decided to allocate a General Legal Reserve amount of 160,265 Thousand TL and to pay a gross profit share of 1,618,750 Thousand TL to the Company's partners. Dividend payments were completed in April.

2

Regarding Capital Increase - Decrease

Increasing the Issued Capital of our company from 323.750.000 TL to 3.885.000.000 TL has been registered by Yalova Trade Registry on 1 Aug 2024.

3

Non-current Asset Purchase

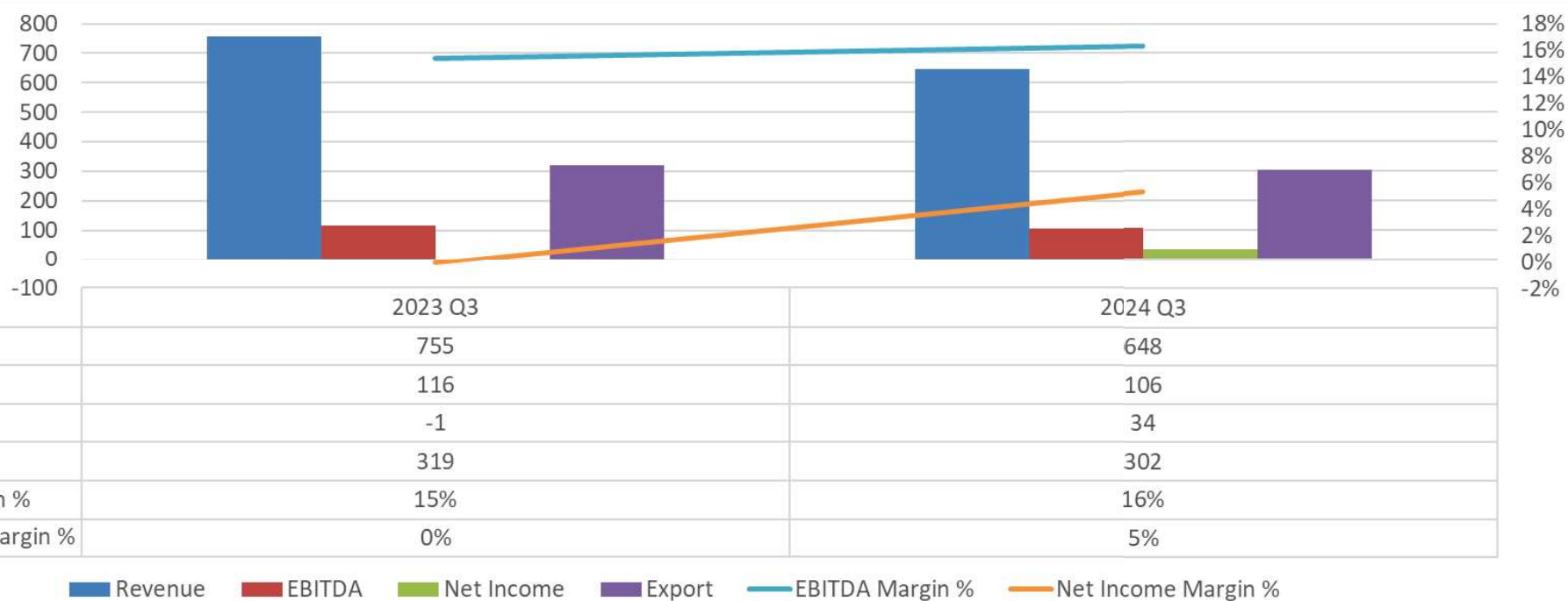
Considering the expansion areas around the Company's production facilities, the Board of Directors, taking into account the potential future growth needs, the 16,965.79 m2 land owned and shared by Akkim Kimya Sanayi ve Ticaret A.Ş. was purchased for 70,000,000 TL, and the property rights and shares of the 33,427.62 m2 industrial facility and land were purchased for 508,215,000 TL on August 1, 2024.

CONTENT

- *Aksa in Brief*
- *Business Information*
- *Highlights in 2024*
- ***Financial Information***

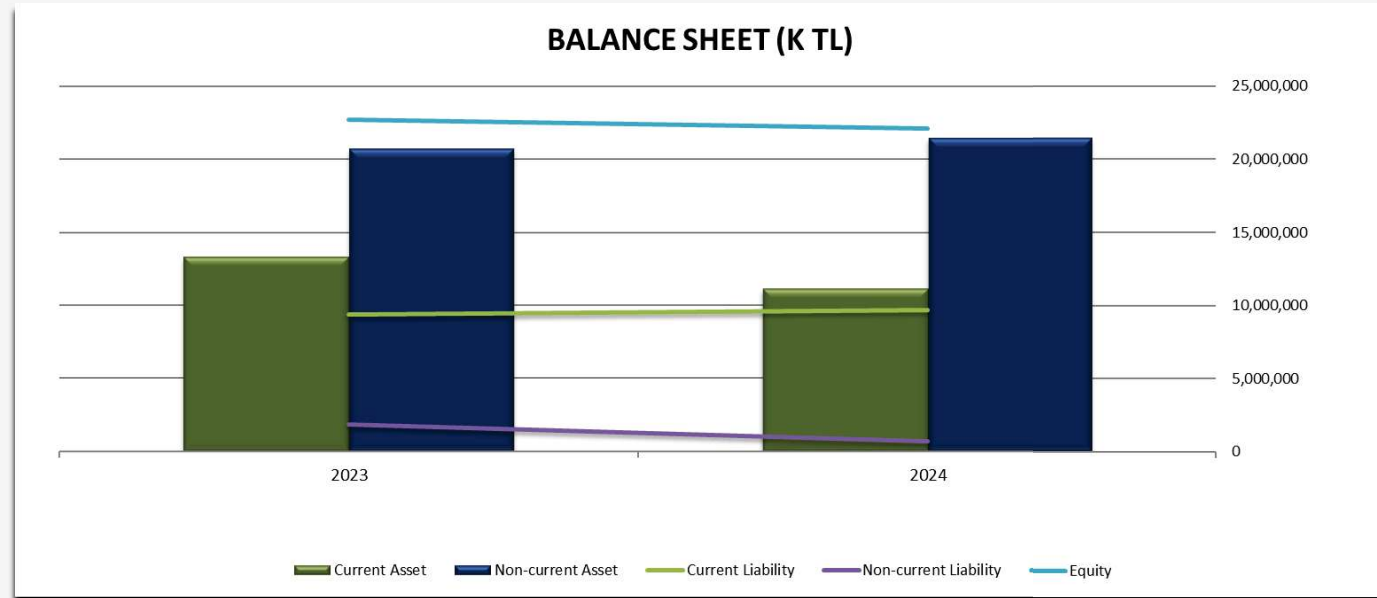


INCOME STATEMENT (USD)



BALANCE SHEET (K TL)

Financial Statement Position	2023 December	2024 September
Current Asset	13,278,101	11,046,933
Non-Current Asset	20,689,277	21,410,036
Current Liability	9,361,117	9,653,198
Non-Current Liability	1,870,681	714,867
Equity	22,735,580	22,088,904



- Due to the correction with the index coefficient along with the effect of inflation accounting, the balance sheets for 2023 and 2024 have been recalculated and our asset size has reached 32.5 billion TL.
- Equity is at the level of 22.1 billion TL, and total liabilities are at the level of 10.4 billion TL.

EXPECTATION FOR 2024

Capacity Utilization Rate	%82 (+/- 5 bps)
Investment Expenditures	90 M \$ (+/- 10 M \$)
Revenue (Depend on the price of raw materials)	850 M \$
EBITDA Margin	%15-%17

Information reflect expectation of management based on available data. Result may vary according to Company's main performance to be affected by future events and uncertainty depending on but not limited to macroeconomic, financial, global epidemic, political and geopolitical risks. Turnover and EBITDA margin expectations have been revised, taking into account the changing raw material prices and market expectations depending on commodity prices.

In light of market conditions and nine-month realizations, year-end expectations have been revised.

Legal Warning

This presentation reflects the opinions of the Company Management, including future expectations, in line with the events foreseen in the future, as well as the analysis of the information and financial statements about the Company. Although it is believed that the information and analyzes given are accurate and that the expectations are true, future results may deviate from the projections given here, depending on the change in the factors underlying the projections. Aksa, Aksa Management or its employees or other relevant persons cannot be held responsible for any damages that may arise due to the use of the information in this presentation.