AKSA

Aksa Akrilik Kimya Sanayii A.Ş.

AKKÖK
HOLDİNG

CONTENT

- Aksa in Brief
- Business Information
- Financial Highlights
- Financial Information

AKSA

AKKÖK HOLDİNG

AKSA
IN BRIEF

PRODUCTION FACILITY

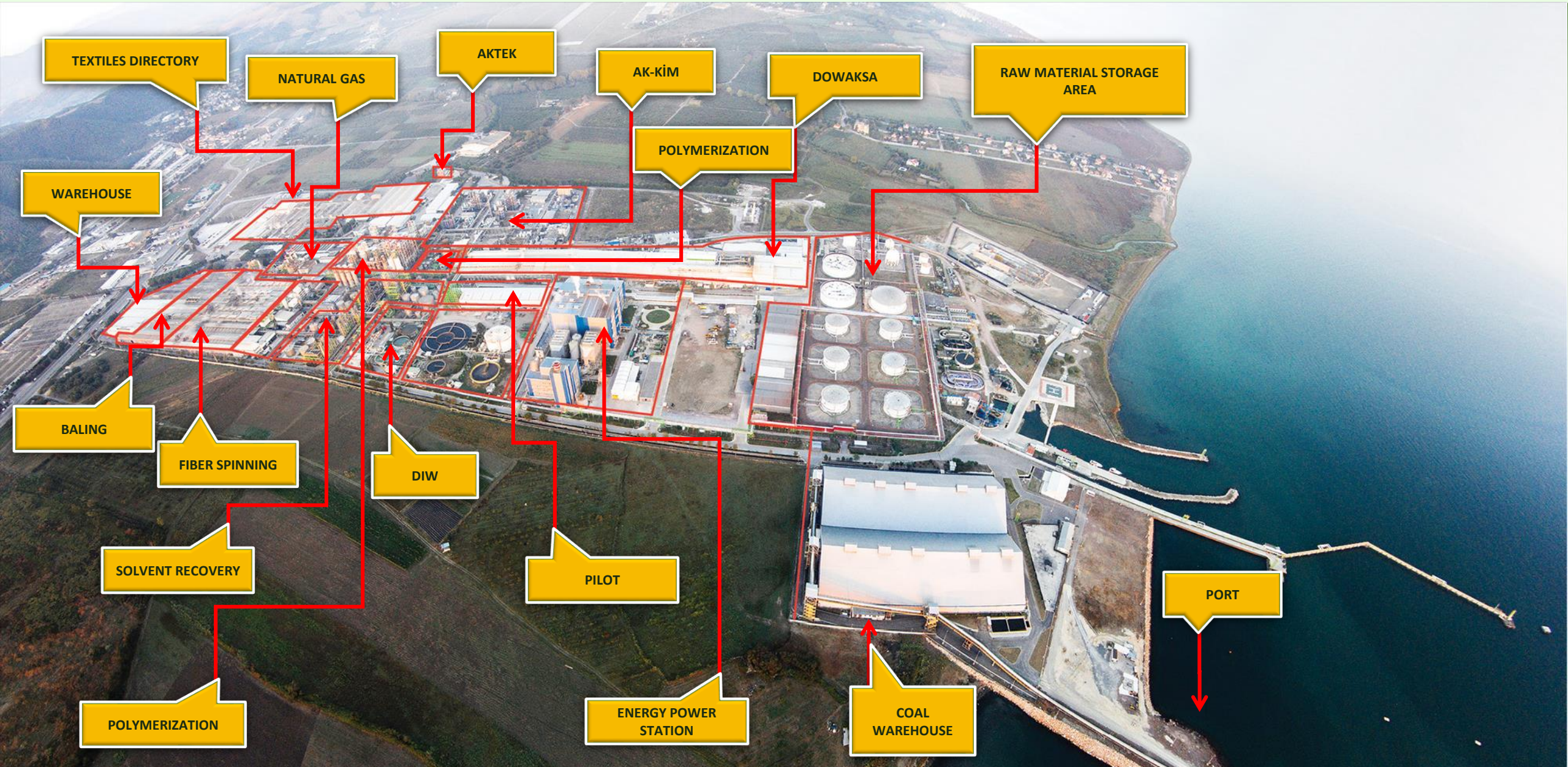

AKSA IN BRIEF

Company Name	Aksa Akrilik Kimya Sanayii A.Ş.
Establishment	1968
Paid Capital	323.750.000 TL
Stock	Borsa İstanbul (BİST) (1986>)
Stock Code	AKSA
Adress	Merkez Mah.Raif Ali Dinçkök Cad. No:2 Taşköprü Çiftlikköy-Yalova/Türkiye
Web	www.aksa.com
E-mail	ir@aksa.com
Tel. / Fax	0 226 353 25 45 / 0 226 353 33 07

AKSA

AKKÖK HOLDİNG

SHAREHOLDERS

Aksa is a public company traded on BİST since 1986.

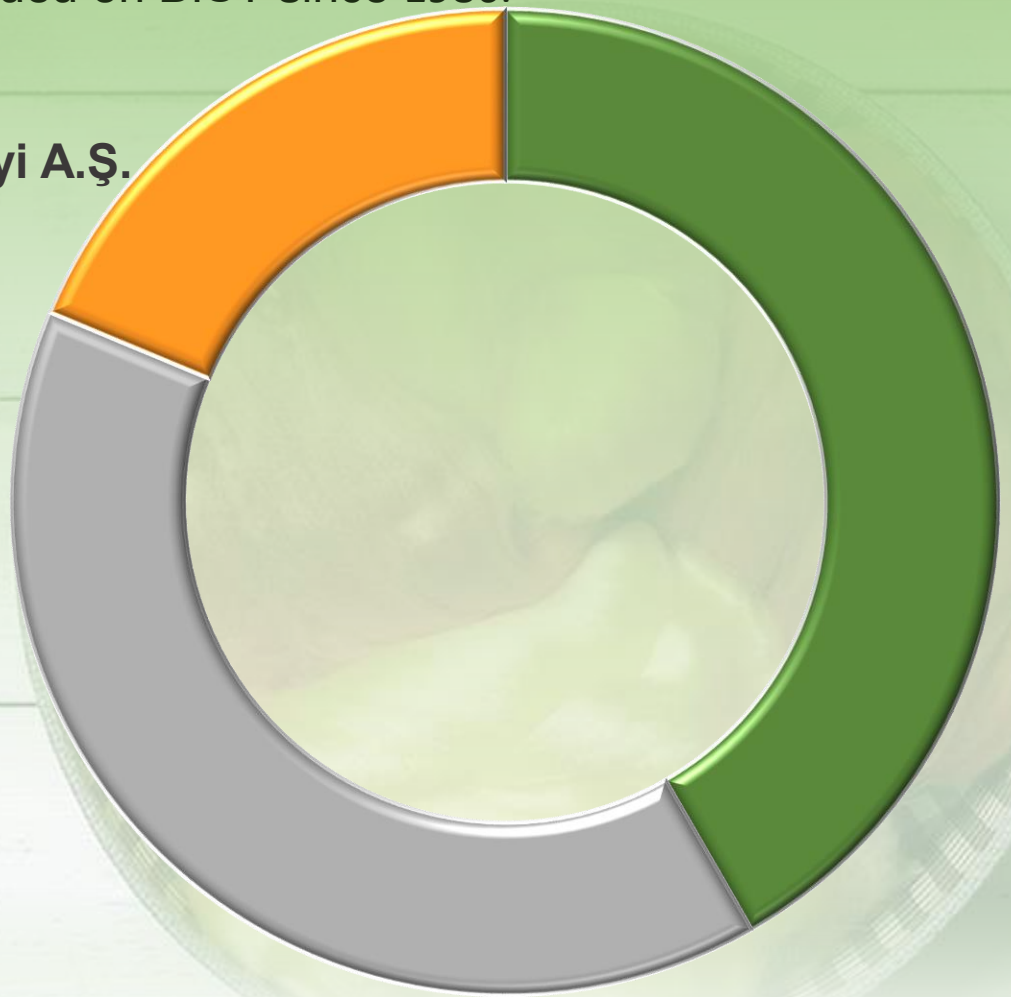

AKSA

AKKÖK HOLDİNG

STOCK INFORMATION

Aksa Stock Performance

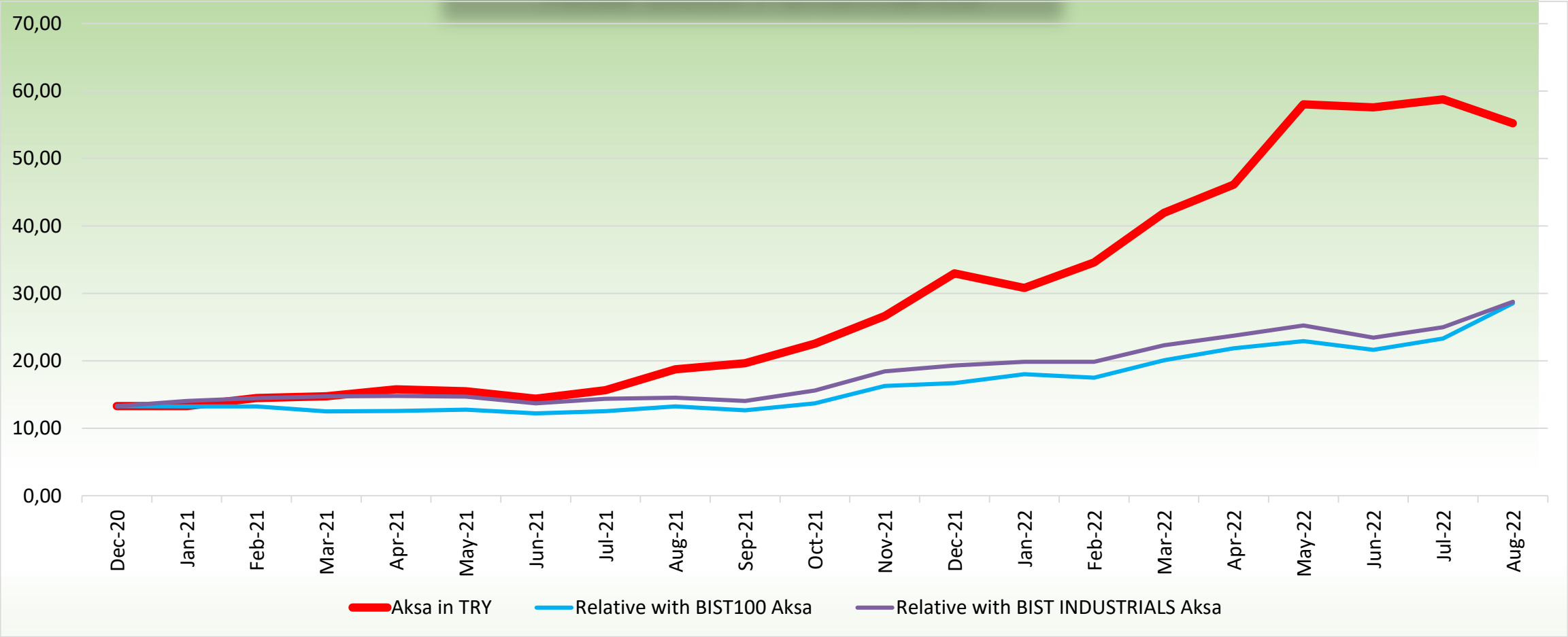

AKSA

AKKÖK HOLDİNG

AKKÖK HOLDING

Chemicals
- Aksa
- DowAksa
- Ak-Kim
- Akcoat
- Epsilon

Energy
- Akenerji
- Sedaş
- Sepaş

Real Estate
- Akiş
  - Akbatı
  - Akasya
- Akmerkez

Textile
- Aksa Egypt

Services
- Akmerkez Lokantacılık
- Ak-Pa
- Aktek
- Dinkal

AKKÖK HOLDING

5.000+
Employee

23
Company

4
Listed Company

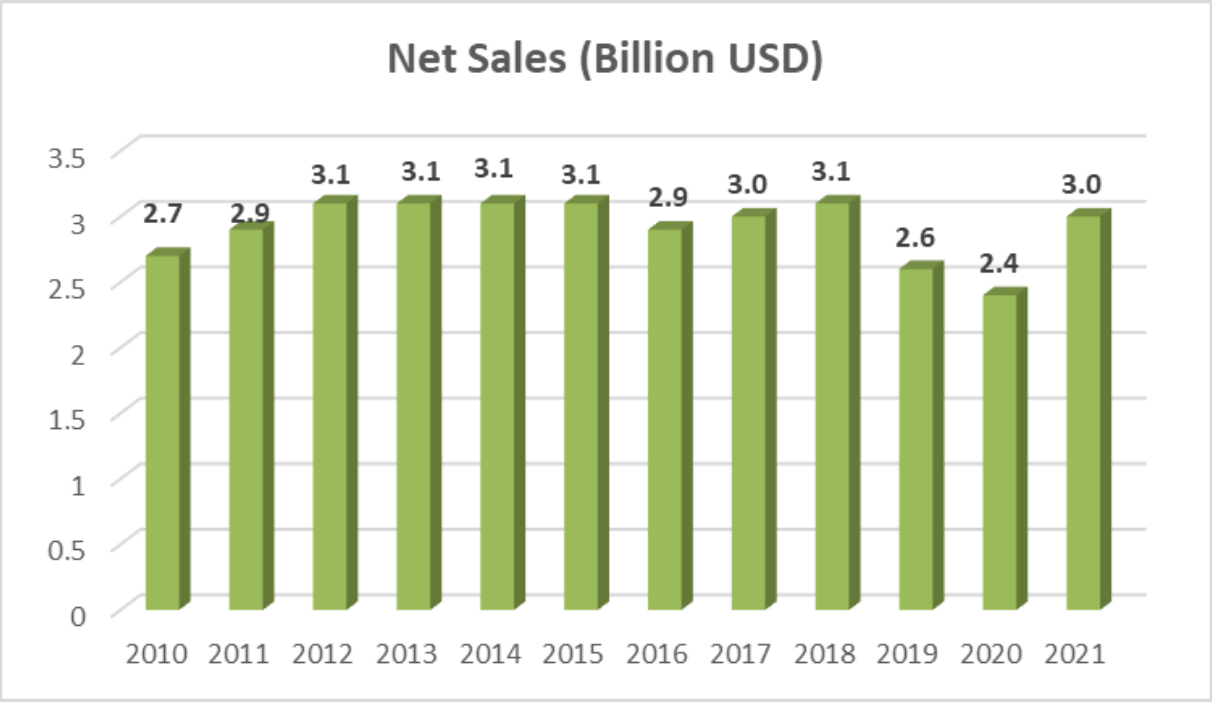

AKSA

AKKÖK HOLDİNG

PARTICIPATIONS – SUBSIDIARIES – JOINT VENTURES

Joint Ventures

DowAksa Holdings

%50 share

400 mio. USD capital

Carbon Fiber production

Subsidiaries

Aksa Egypt

%100 share

Textile

AKSA

AKKÖK HOLDİNG

ACRYLIC FIBER

Aksa is at the 2st position as of 2021 BİST corporate governance index

(2020 2st)
(2019 2st)
(2018, 2017, 2016 1st)

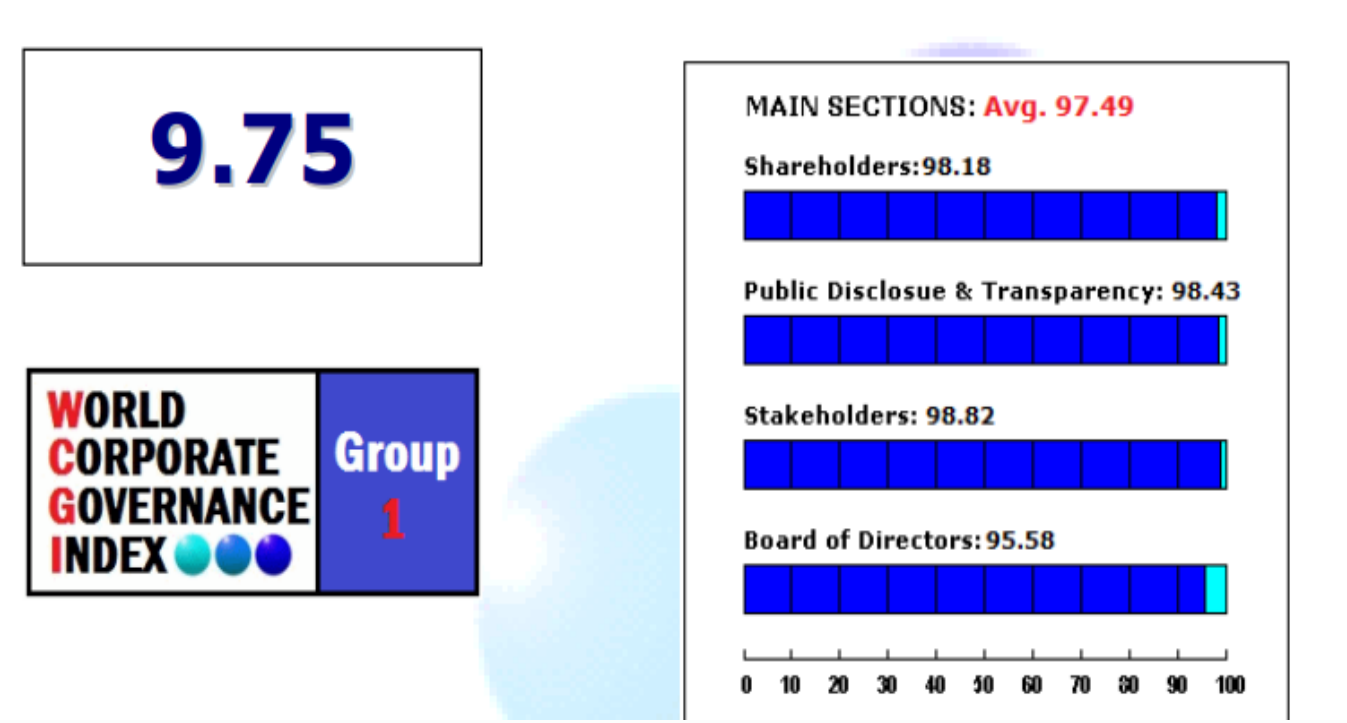

AKSA

AKKÖK HOLDİNG

ACRYLIC FIBER

Aksa is one of the **biggest 42** industry companies from the beginning of the index.
(2020: 50 th)

Textile & Textile Raw Materials Exporters

1st Position

TÜRKİYE'NİN 500 İSO BÜYÜK SANAYİ KURULUŞU

iTHiB İSTANBUL TEKSTİL VE HAMMADDELERİ İHRACATÇILARI BİRLİĞİ

AKSA

AKKÖK HOLDİNG

MILESTONES

1960 1970s

- Company Foundation
- The plant in Yalova began to operate with a capacity of 5,000 tons /year
- First export
- Increasing the capacity to 35,000 tons/year

1980 1990s

- Distributed Control System (DCS) was established for the first time in Turkey
- Acrylic fiber production capacity reached 116,000 tons/year
- Jel dying tech was developed and dyed tow production initiated
- Realized the first CCE steam generation in Turkey

2000 2010s

- Carbon Fiber production
- Capacity increased to 352.000 tons/year
- Carbon Fiber Company is founded via a partial spin-off
- Included in the Turquality Program, state-sponsored brand development initiative
- Achieved to have the highest note in Corporate Governance Index in 2016,2017,2018
- Obtained the First Credit Rating Note
- Founded the R&D Center

AKSA

BUSINESS INFORMATION

STRATEGIC BUSINESS UNITS

Acrylic Fibers

Largest acrylic fiber producer in the world

%24 Global, %80+ domestic market share

Around 1 mio.USD revenue

Export over 50 countries

Technical Fibers

High value-added products / Develop fibers for technical end-use areas

Global market leader

Energy

145 Mw electricity licence

Around 80 mio USD revenue

AKSA

AKKÖK HOLDİNG

WHAT IS ACRYLIC FIBER?

Wool
(Natural Fiber)

Acrylic Fiber
(Synthetic Fiber)

- Wool-like in appearance and touch (natural and warm)
- Washable and keeps its shape
- Resistance to moth, oil and chemicals
- Resistance to sunlight
- Dyeable with bright, resistant colurs

AKSA

AKKÖK HOLDİNG

ACRYLIC FIBER APPLICATION AREAS

TEXTILE FIBERS

CLOTHING

Jumpers, socks, plush, hand knitting, sports wear and child wear

HOME TEXTILES

Carpet, upholstery, balnkets, rugs, velvet fabrics



Areas of use in Acrylic Fiber

TECHNICAL FIBERS

AREAS OF INDUSTRIAL USE

Dust filters, padding, cabatron

USE OF AREAS FOR OUTDOOR

Car ceilings, boat covers, balecloth, outdoor upholstery

MARKET SHARE

Global Market Share
24%

Technical Fibers
(Outdoor Acrylic Fiber)
Global Market Leader

Market Share in Turkey %80+

AKSA

AKKÖK

ACRYLIC FIBER COST COMPONENTS



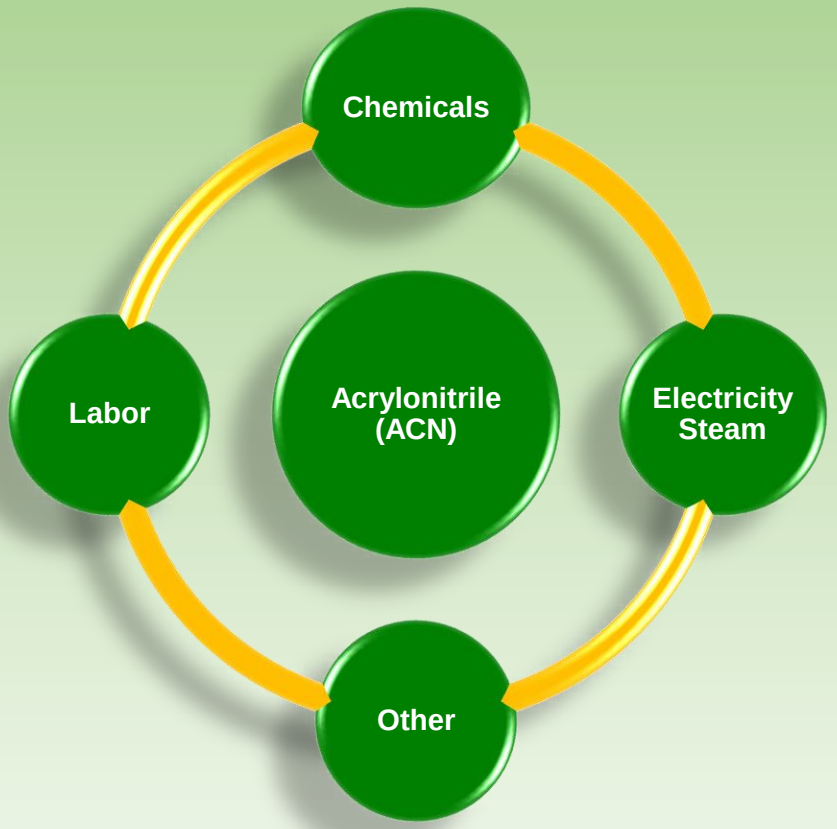

AKSA

AKKÖK HOLDİNG

WHAT IS TECHNICAL FIBER?

- Industrial and outdoor applications
- High Endurance
- High resistance to rotten and mold



WHAT IS CARBON FIBER?

a carbon fiber and a human hair

“3k” = 3.000 filaments

- Carbon fibers are extremely fine fibers (typ. 5-7 μ in dia.) consisting mostly of carbon atoms
- Carbon fiber is >95% carbon
- Carbon fibers are produced in tows (yarns) ranging from 1.000 filaments 1k, 3k, 6k, 12k, 24k, 50k, etc.
- Carbon fiber has an indisputable potential for replacing current materials (aluminium,steel,etc.)
- Properties of Carbon Fiber: high stiffness, high tensile strength, low weight, high chemical resistance, high temperature tolerance and low thermal expansion

CARBON FIBER – APPLICATION AREAS

Wind Turbine Blades

Pressurized Vessels



Civil Infrastructure

Marine

Aerospace

Automotive

Oil and Gas

Power Transmission

Sporting Goods

Defense

AKSA

AKKÖK HOLDİNG

2021 & 2022

HIGHLIGHTS

2021 HIGHLIGHTS

Share Purchase

Emniyet Ticaret ve Sanayi A.Ş. which is second biggest shareholder of the company, increased their partnership share to 20,23 % as the end of 2021.

Registraton of Amendment to Articles of Association

In General Assembly Meeting dated 6 April, the adress of headquarter of the company is updated as at Merkez Mah .Ali Raif Dinçkök Cad. No: 2.
Our authorized capital is increased from 425.000.000 TL to 650.000.000 TL and to update authorized capital validity period from 2016-2020 to 2021-2025.

Credit Agreement of the Joint Ventures

Dowaksa İleri Kompozit Malzemeler San. Ltd. Şti., our Joint Venture, has recently signed USD 100.000.000 Sustainability Linked Project Finance Loan facility to finance capacity increase investment expenditures without any commitment or pledge of the shareholders.

2021 HIGHLIGHTS

Share Buy-back and Disposal of the Shares

As of February 18, 2021, all of the bought-back shares within the scope of the program were sold at a price of 16,00 TRY. A total of 30.3 Million TRY profit was made including dividends

Investment for Aksafil

Within the strategy to find new usage areas for acrylic fiber, first phase investment of short fiber yarn production facility with air jet spinning technology with a capacity of 2,500 tons/year in 10,000 m2 closed area in Yalova Composite and Chemistry Specialized Organized Industrial Zone. Test production has started and the investment will be fully implemented by the end of 2021. The second phase of the project is ongoing and total investment of these two phases is 27.5 million USD. After second phase investment production of 7,500 tons/year and employment for 200 people will be reached by the end of 2022.

2022 HIGHLIGHTS

Dividend Payment

In April dated General Assembly Meeting, dividend amount for shareholders is settled as 599 Mio TRY.

Share Purchase

Emniyet Ticaret ve Sanayi A.Ş. which is second biggest shareholder of the company, increased their partnership share to 21,2 % as of August 2022.

The Capacity Utilization Rate

Considering the local and global acrylic fiber demand in coming years, It is decided to increase our production capacity of 330 k tons/year to 365 k tons/year by investing 2 new production lines. The project has a budget of 24 million USD and it is planned to be commissioned in 15 months. Necessary works have been started to benefit from government incentives.

Tecnical Yarn Facility Investment

It has been decided to start an investment in a new technical yarn facility with a capacity of 7 thousand tons/year, considering the demand in Turkey and the world. According to negotiations with machinery manufacturers of the investment with a budget of 45 million USD; It is planned to be commissioned starting the end of 2024. It has been decided to start the necessary works in order to benefit from government incentives related to investment.

FINANCIAL INFORMATION

BALANCE SHEET

BALANCE SHEET (K TL)						
	2018	2019	2020	2021 Q1	2021	2022 Q2
Current Asset	2.448.122	2.179.759	2.653.990	2.711.197	6.028.316	6.301.344
Non-current Asset	1.740.505	2.008.162	2.272.022	2.458.548	3.414.734	4.035.951
Total	**4.188.627**	**4.187.921**	**4.926.012**	**5.169.745**	**9.443.050**	**10.337.295**
Current Liability	2.057.250	2.071.596	1.818.201	1.765.281	5.908.199	6.051.981
Non-current Liability	683.895	581.105	1.241.651	1.387.852	700.572	862.587
Shareholders' Equity	1.447.482	1.535.220	1.866.160	2.016.612	2.834.279	3.422.727
Total	**4.188.627**	**4.187.921**	**4.926.012**	**5.169.745**	**9.443.050**	**10.337.295**

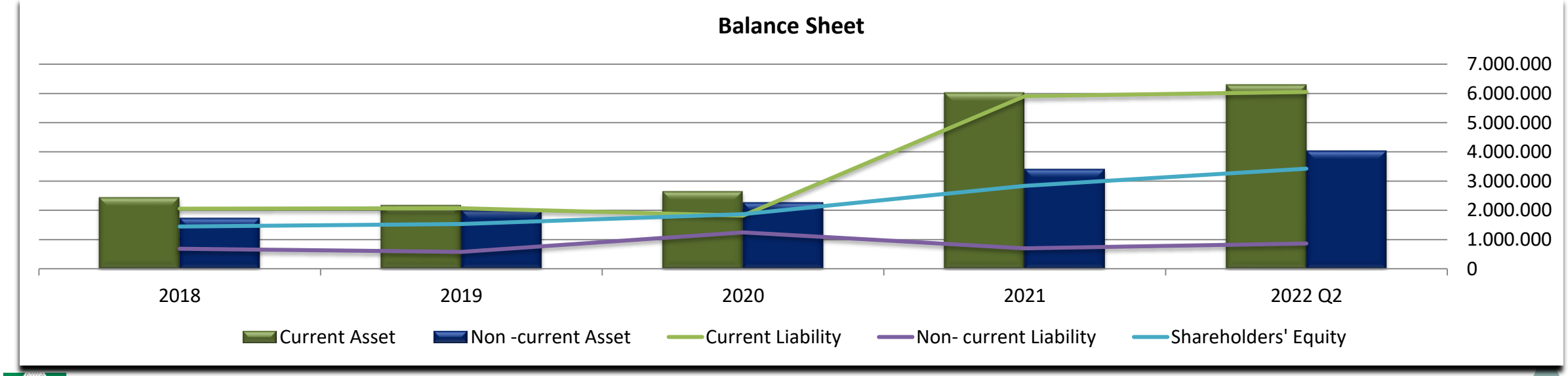

AKSA

AKKÖK HOLDİNG

INCOME STATEMENT

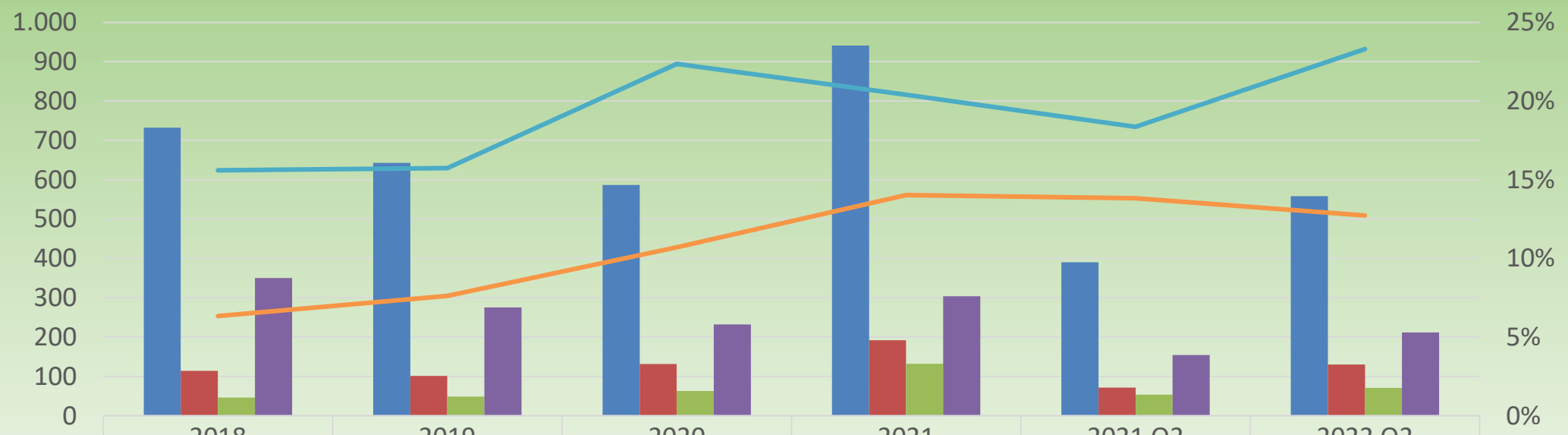

	2018	2019	2020	2021	2021 Q2	2022 Q2
Revenue	732	643	587	941	390	558
EBITDA	114	101	131	192	72	130
Net Income	46	49	63	132	54	71
Export	350	276	232	304	155	212
EBITDA Margin %	16%	16%	22%	20%	18%	23%
Net Income Margin %	6%	8%	11%	14%	14%	13%

Revenue EBITDA Net Income Export EBITDA Margin % Net Income Margin %

AKSA

AKKÖK HOLDİNG

INVESTMENT – PROFIT – DIVIDEND (MILLION USD)

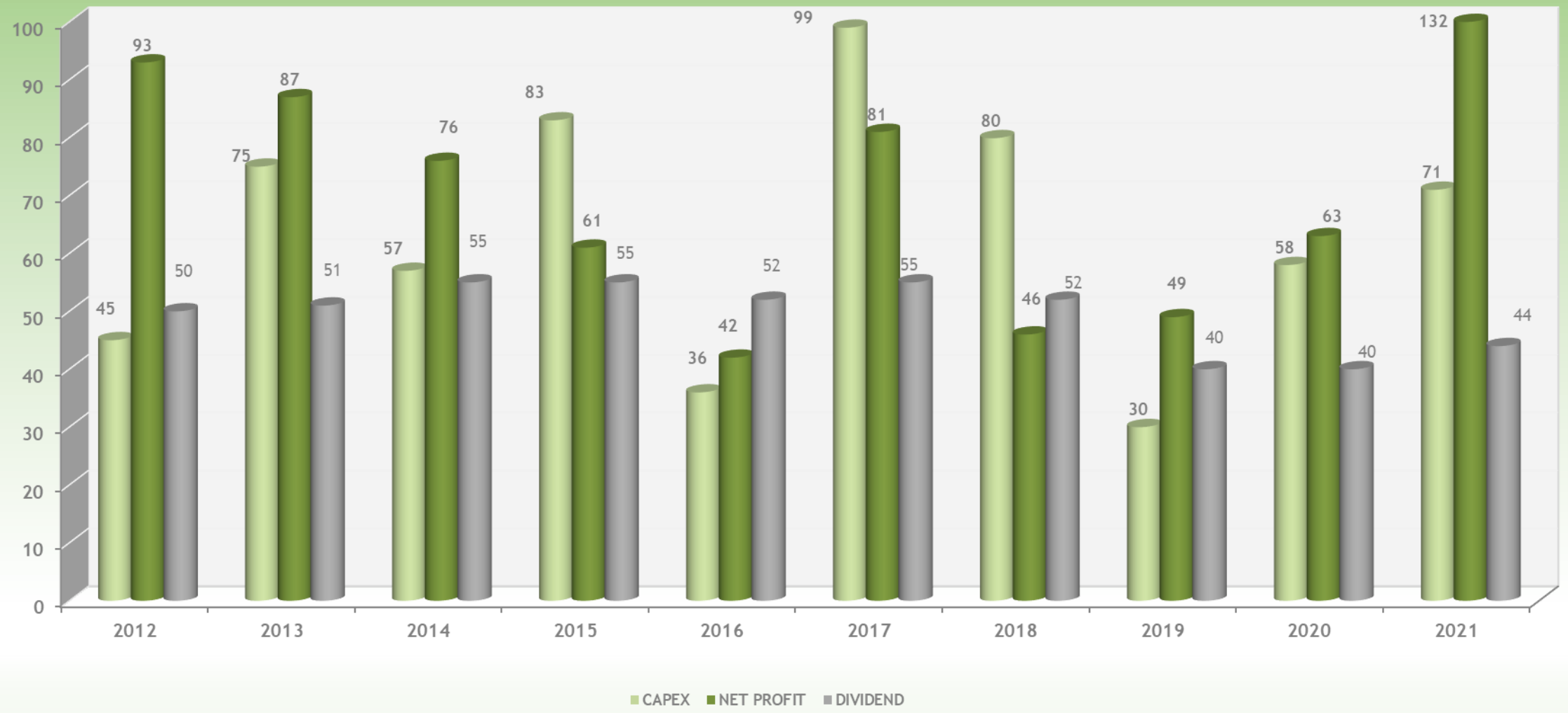

AKSA

AKKÖK HOLDİNG

APPENDIX / DISCLAIMER

- Aksa Akrilik Kimya Sanayii A.Ş. (“Aksa”) has prepared this book (the “Book”) for the sole purpose of providing information relating to Aksa (the “Information”). The contents of this Book is based on public information and on data provided by Aksa management. No reliance may be placed for any purposes whatsoever on the Information contained in this Book or on its completeness, accuracy or fairness. The Information in this Book is subject to verification, completion and change. No rebook or warranty is made by Aksa or the Shareholders or any of their respective advisers or anyof their representatives as to the accuracy or completeness of the Information and no liability is accepted by any such person for any such Information or opinion or for any loss howsoever arising from any use of this Book or the Information. This Book and/or the Information is confidential and cannot be copied, disclosed or distributed to any person and is being provided to you solely for your information. This Book and/or the Information cannot be distributed or disseminated into Turkey. This Book and/or the Information do not constitute or form part of any offer or invitation to sell or issue, or any solicitation of any offer to purchase or subscribe for, any securities of Aksa, nor shall it or any part of it nor the fact of its distribution form the basis of, or be relied on in connection with, any contract or investment decision. Investors and prospective investors in securities of any issuer mentioned herein are required to make their own independent investigations and appraisal of the business and financial condition of such company and the nature of the securities. Any decision to purchase securities in the context of a proposed offering of securities, if any, should be made solely on the basis of information contained in an offering circular published in relation to such an offering.
- All statements other than statements of historical facts included in this Book, including, without limitation, those regarding our financial position, business strategy, plans and objectives of management for future operations (including development plans and objectives relating to our products), are Forward looking statements. Such forward-looking statements involve known and unknown risks, uncertainties and other factors which may cause our actual results, performance or achievements to be materially different from any future results, performance or achievements expressed or implied by such forward-looking statements. Such forward-looking statements are based on numerous assumptions regarding our present and future business strategies and the environment in which we will operate in the future. Further, certain forward-looking statements are based upon assumptions of future events which may not prove to be accurate. The forward-looking statements in this Book speak only as at the date of this Book.
- Aksa and its Subsidiaries and Joint Ventures (Aksa) registered in Turkey maintain their books of account and prepare their statutory financial statements in accordance with the principles and obligations published by the CMB, Turkish Commercial Code, tax legislation, the Uniform Chart of Accounts issued by the Ministry of Finance. The foreign Subsidiaries maintain their books of account in accordance with the laws and regulations in force in the countries in which they are registered.
- US Dollar amounts shown in the presentation have been included solely for the convenience of the reader and are translated from TL as a matter of arithmetic computation only, at the Central Bank of the Republic of Turkey official TL exchange rates